 SWEDISH INNOVATION, QUALITY & DESIGN.



NO PRE- WASHING CONCEPT™



GRANULE SMART®

HIGH CAPACITY IN A SMALL SPACE.

GRANULDISK® 

GRANULE SMART®

Granule Smart® is a front loaded No Pre-Washing™ pot washer that is small, yet high-performing. Granule Smart is particularly well suited to kitchens that have to make the most of the space available. Use Granule Smart as a stand-alone model that fits in less than 1 sqm with a smart built-in loading table for the basket, or as a system with multiple baskets and trolleys.

GRANULE SMART® INCORPORATES THE INNOVATIVE GRANULE TECHNOLOGY™ AND ELIMINATES THE NEED TO PRE-WASH.



LESS CHEMICALS.

Saves up to 4.5 litres per day
- up to 1,350 litres per year



LESS WATER.

The ECO programme saves up to
2,200 litres per day and up to
660,000 litres per year



LESS ENERGY.

Saves up to 78.8 kWh per day
- up to 23,640 kWh per year.
Add EcoExchanger® to save even more



LESS TIME.

Pre-washing eliminated
- clean pots and pans in 2 minutes



HIGH CAPACITY.

6 GN1/1 per cycle
- up to 180 GN1/1 or GN1/2 per hour
(max. depth 65 mm)



FOOD SAFETY.

All wash programmes comply with
the hygiene guidelines of the
DIN 10512 standard



USER-FRIENDLY DESIGN.

Eye-level control panel.
Large buttons and clear symbols.
Reminders and messages on the display.
Built-in loading table for the wash basket.
Red and green indicator lamps.
USB port for export of HACCP log files.



power
GRANULES®

The savings above are based on a sample site preparing 800 meals per day and 300 operational days per year. The comparison features manual washing in sinks compared to Granule Smart ECO cycle.

AVAILABLE IN TWO EDITIONS.

Granule Smart® is available in two editions: *Standard* and *FreeFlow*. Each edition comes with a selected accessories package and can be further customised to your needs by adding one or more smart accessories.



GRANULE SMART® - STANDARD EDITION.

Art no. 24097

Granule Smart Standard Edition is a stand-alone version that works with a standard wash basket and lower door hatch that folds out into a built-in loading table. The low height of the pot washer allows it to be located even in small and cramped spaces and it occupies less than 1m² floor space.

The standard wash basket loads most of the GN range - add a few accessories to load a range of other kitchen utensils.



GRANULE SMART® - FREEFLOW EDITION.

Art no. 24772

Granule Smart FreeFlow Edition maximises flexibility, flow and capacity by operating with two trolleys and an extra wash basket. This setup allows for multitasking and emptying/filling one basket while the other is being washed.

The trolley offers loading options at two levels and can be used to either transport washware or the whole basket. Lockable swivel wheels enable you to safely park the trolley when needed.

Increases speed, flow and flexibility of the whole pot wash area.



WASH IT LIVE!

Want to see Granule Smart® in action?
Visit a Live Wash™ - read more at
www.granuldisk.com/livewash



ACCESSORIES.



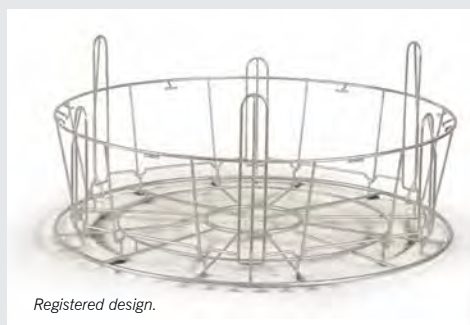
Granule Smart® Editions can be further customised to fit your unique needs by adding one or more smart accessories and inserts.

STANDARD WASH BASKET.

Art no. 19999

Capacity: 6 GN 1/1 65 mm or 3 GN 1/1 up to 200 mm + 3 GN 1/1 up to 65 mm. Equipped with small hooks, which enable up to 12 small containers (1/4, 1/6, 1/9) to be loaded directly into the wash basket.

(1x included in Standard Edition. 2x included in FreeFlow Edition.)



Registered design.



HOLDER FOR BOWLS & POTS WITH INTEGRATED LADLE HOLDER.

Art no. 13756

To be placed inside standard wash basket (19999).


Capacity: up to 5–6 bowls or pots.
Height of ladles max. 500 mm.



INSERT FOR TRAYS, GRIDS, LIDS, CUTTING BOARDS ETC.

Art no. 19992

To be placed inside standard wash basket (19999). Holds 2 GN 2/1 or 6 baking trays 600 x 400 mm up to 20 mm edge and 2 GN 1/1 sized trays, up to 16 grids, up to 8 chopping boards and GN 1/1 lids.

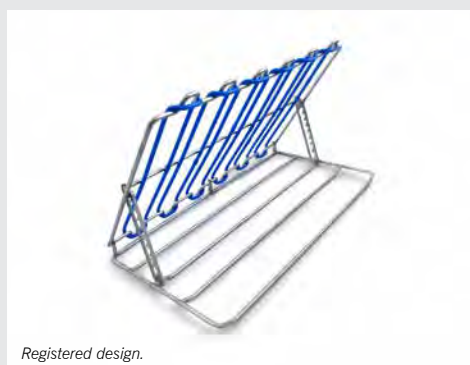


MULTIFLEX HOLDER FOR SAUCEPANS, SMALL BOWLS, SIEVES.

Art no. 20554

To be placed inside standard wash basket (19999).

Capacity: up to 3–4 saucepans or up to 4–5 small bowls, sieves etc.



Registered design.



Go to www.granuldisk.com/video to see how to load and use the different accessories.

POT BASKET.

Art no. 21423

Holds 2 large pots (200 mm) or 1 large pot (400 mm). Placed in machine instead of Standard wash basket.



FLEXIBLE POT HOLDER.

Art no. 25188


Rubber strap with two hooks. Rubber strap to be placed around pot and hooked onto the basket.



HOLDER FOR STORAGE OF ACCESSORIES.

Art no. 6001159

To store inserts and accessories not in use. Can be hung from either side of the machine.



TROLLEY FOR WASH BASKET.

Art no. 24637

Maximises flexibility and flow and enables an ergonomic way of working.

(2x included in FreeFlow Edition.)





GRANULE SMART® TECHNICAL DATA.

GENERAL.

Design	Standard Edition / FreeFlow Edition
Outer dimensions (H x W x D - door open)	2 079 mm (± 25) x 1 025 mm x 1 314 mm
Loading volume	220 litres (Ø 700 mm x H 570 mm)
Weight (filled / empty)	381 kg / 257 kg
Wash tank volume	108 litres
Rinse water volume	4 litres (ECO programme) 6 litres (Short / Normal programme) <i>To achieve 3,600 HUE in accordance with NSF/ANSI 3, 6 litres is necessary.</i>
Granule volume	8 litres
Wash water temperature	65 °C
Rinse water temperature	85 °C
Sound pressure level	< 70 dB (A)

PROGRAMMES & CAPACITY.

Wash programmes with Granules	ECO: 2 min Short: 3 min*** Normal: 5 min***
Wash programmes without Granules	ECO: 2 min Short: 2 min, 30 sec*** Normal: 4 min, 30 sec***
Max. / normal capacity per hour (normal capacity incl. handling)	Standard Edition: 180 / 132 GN1/1 or similar in other pots FreeFlow Edition: 180 / 156 GN1/1 or similar in other pots
Capacity per programme	6 GN1/1 65 mm depth or 3 GN1/1 up to 200 mm depth and 3 GN1/1 up to 65 mm depth, or similar in other pots.

WATER CONNECTION.

Hot water	G 3/4" BSP male (DN 20), 55–65 °C, 3–10 °dH <i>Note: Reverse osmosis water and distilled water must not be used.</i> 1–6 bar, 15 litres per minute
Cold water	G 3/4" BSP male (DN 20), < 20 °C, 3–10 °dH 1–6 bar, 15 litres per minute. 3–6 bar with optional steam reduction

ELECTRICAL CONNECTION.

Voltage**	3~ 400 V/50 Hz + PE / 3~ 415 V/50 Hz + PE / 3~ 230 V/50 Hz + PE
Fuses (hot water connection)	25A (400V, 415V) / 40A (230V)
Fuses (cold water connection)	32A (400V, 415V)
Max output, hot water connection	11.5 kW
Max output, cold water connection	16.5 kW
Wash pump motor	2.2 kW
Rinse pump motor	0.11 kW
Wash tank element*	9 kW (14 kW (cold water connection)
Rinse tank element*	9 kW (14 kW cold water connection)
Enclosure rating	IPX5

DRAIN & VENTILATION.

Ventilation with steam reduction	200 m³/h
Ventilation without steam reduction	500 m³/h
Ventilation with EcoExchanger®	100 m³/h
Heat load to room with steam reduction (total/sensible/latent)	1.7 kW / 0.8 kW / 0.9 kW
Heat load to room without steam reduction (total/sensible/latent)	2.4 kW / 0.8 kW / 1.6 kW
Heat load to room with EcoExchanger® (total/sensible/latent)	1.3 kW / 0.8 kW / 0.5 kW
Drainage pipe	Pipe Ø 32 mm
Drain	Capacity requirement 50 l/min <i>The machine must not be placed directly over a drain.</i>
Detergent and drying agent are required	Detergent and drying agent; 230 VAC signal is available from a separate box. Max load total 0.5 A.



VOLTAGE OPTIONS.

Cannot find your special requirements in the list? All GRANULDISK pot washers are built to order and can often be customised to fit specific voltage and water conditions.

What are your needs?

Talk to your GRANULDISK sales representative or preferred Certified GRANULDISK Sales Partner for more information about customisations.



MARINE OPTION.

Installing Granule Smart® in an offshore operation? Ensure steady operation and safe use with the Marine Option:

- double level sensors in the wash tank
- feet can be bolted to the floor to prevent sliding and tipping

Talk to your GRANULDISK sales representative or your preferred Certified GRANULDISK Sales Partner for more information about the Marine Option.



STEAM REDUCTION OR ECOEXCHANGER® ?

With the add-on *steam reduction* to your Granule Smart® you ensure a more pleasant working environment for staff and lower the ventilation requirements.



The add-on *EcoExchanger®* cleverly combines steam reduction and heat recovery in one and improves the working environment while also reducing energy needed for heating the wash tank by up to 40%.

Talk to your GRANULDISK sales representative or your preferred Certified GRANULDISK Sales Partner for more information about steam reduction and EcoExchanger® for Granule Smart®.



* Does not operate simultaneously.

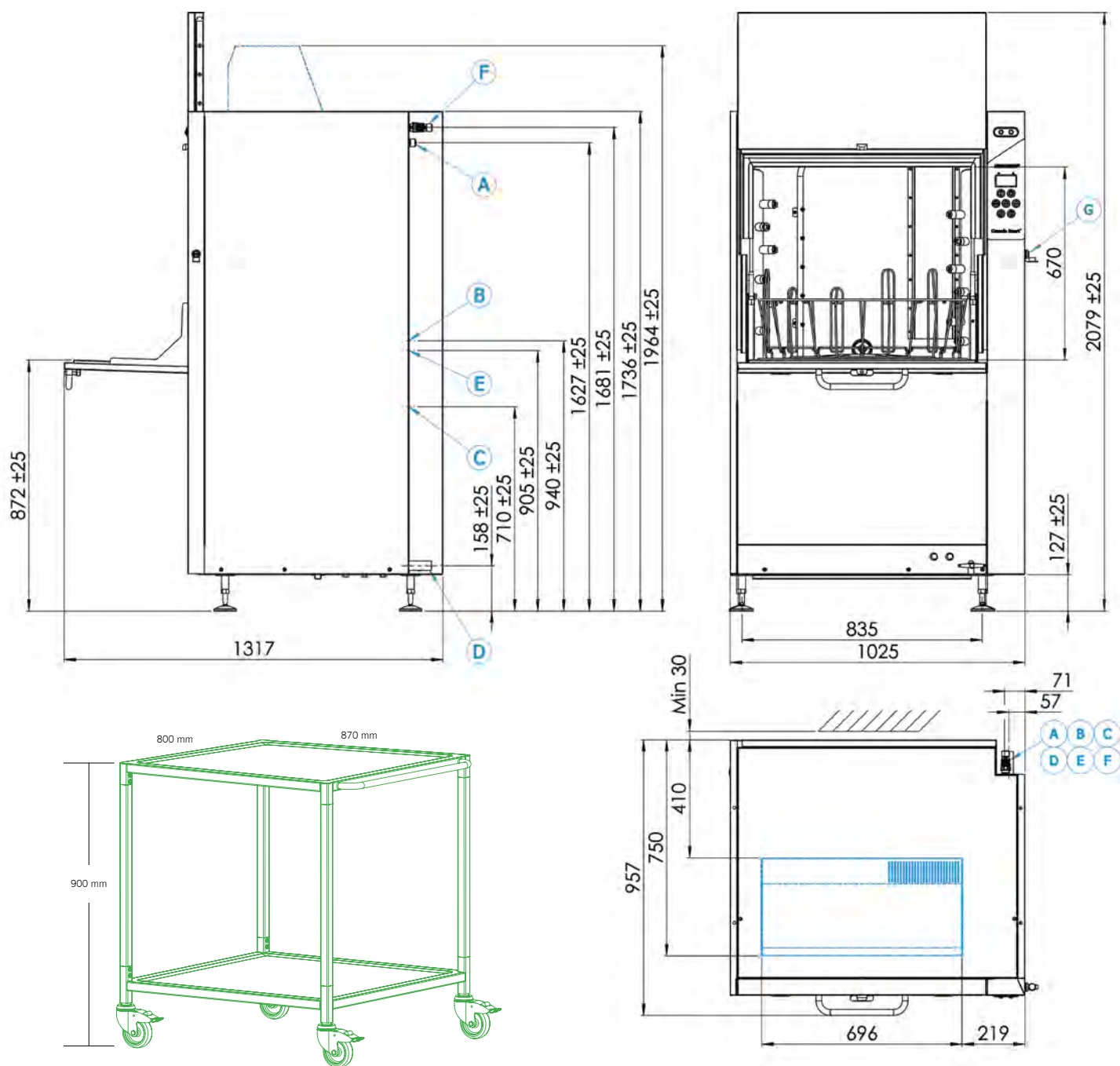
** For all available voltage options, please turn to your sales representative or consult a valid pricelist.

*** 30 secs longer with steam reduction.

Granule Smart® is supplied with a 2-metre-long power cable (without plug) for connection to an approved mains switch. The mains switch is not included in the delivery.

GRANULDISK® INSTALLATION.

(A) Water inlet, 55–65 °C (cold water optional), 3–10 °dH, 5–18 °f. 1–6 bar, 15 L/min, max. 6 bar static. G 3/4" BSP male (DN 20), flexible hose min. inner Ø 9 mm.
(B/E) Detergent/drying agent connection, signal 230V AC. (C) Electrical connection. (D) Drain. (F) Cold water inlet, < 20 °C, (if steam reduction / EcoExchanger). (G) USB port.



❄️ EcoExchanger® unit (optional add-on). The EcoExchanger unit (heat recovery and steam reduction) must be connected to a cold water feed at all times. (F)
Note: EcoExchanger is only available for cold water option machines (max power 32A, 16,5 kW) but on site, the machine can be connected to either a hot or a cold water feed. (A)

● Wash Basket Trolley x 2 (FreeFlow Edition only).

(mm)

GRANULDISK®

www.granuldisk.com